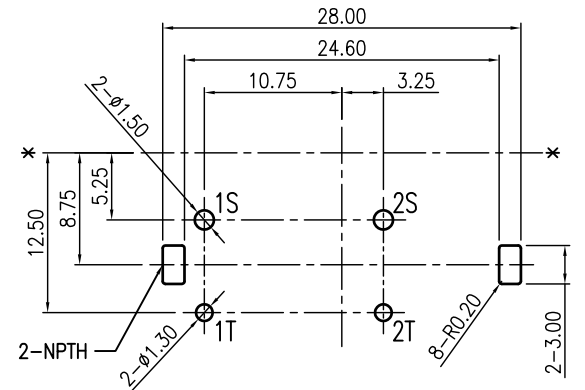
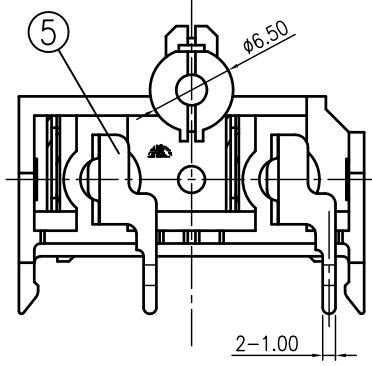
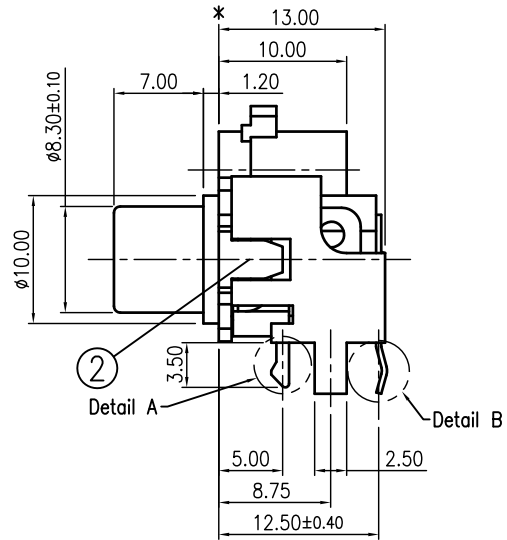
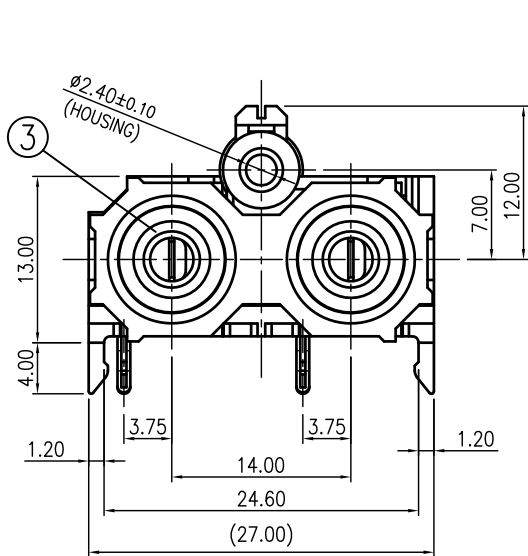
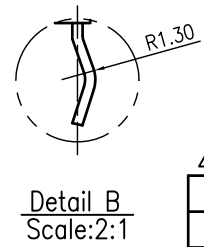
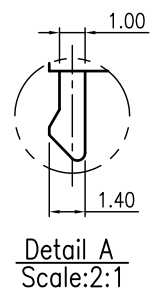
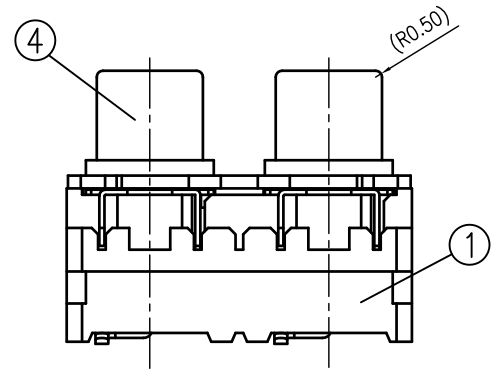
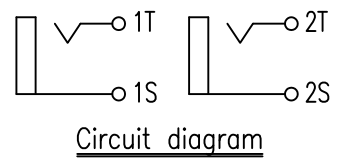


REVISIONS

LTR	DESCRIPTION	DATE	REV.	CHKD.	APVD.
△x1	Change the material (CN-040038-A)	2013.10.22	郭益平	張啟濤	郭素玲
△x0	Modify the mistake of drawing (ECR:CO3130493)	2013.10.22	郭益平	張啟濤	郭素玲
△x1	To revise the drawing by official letter (C803001)	2013.10.22	郭益平	張啟濤	郭素玲



PCB Layout Dimension (Tolerance: ±0.10)  
(Recommend min. Dimension)(Bottom View)



QTY	PART NAME	MATERIAL	REMARK
2	TERMINAL (1T/2T)	Brass t=0.40	Please refer to color and plating combination list.
2	OUTER CONTACT (1S/2S)	Brass t=0.40	
1	WASHER	POM △ UL 94HB	
1	COVER	ABS UL 94HB	
1	HOUSING	ABS UL 94HB	

LTR	PART NAME	QTY	MATERIAL	REMARK
120~315	±0.5	DWN	JAER	DATE 2004.02.17
30~120	±0.35	DSND	WSLO	DATE 1994.09.17
6~30	±0.22	CHKD	夏正雄	DATE 2004.02.17
BELOW 6	±0.16	APVD	龔雲輝	DATE 2004.02.17

NAME	PIN JACK
CAT. NO.	HSP-252V_ _ _
DWN.NO.	A-252V
	1/1
	C

UNLESS OTHERWISE SPECIFIED, TOLERANCE ON DECIMAL: ±0.30 ANGLES: ±5°

KUNMING ELECTRONICS CO.,LTD.