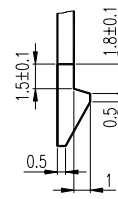
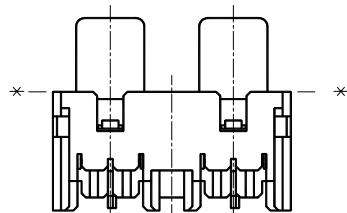
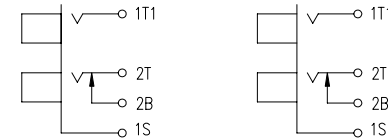


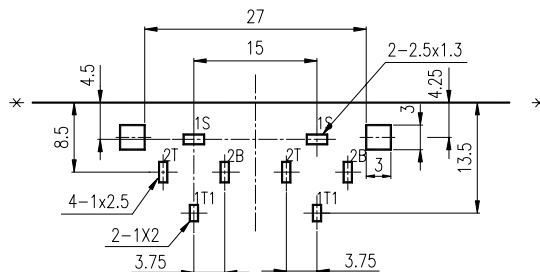
A-A SECTION



"P" DETAIL



CIRCUIT DIAGRAM



T:1.6 Dimension of PC board holes
Tolerance : ±0.1 (Printed-side View)

RECOMMEND P.C.B. HOLE LAYOUT

REVISIONS				
LTR	DESCRIPTION	DATE	REVISED	APPROVED
△x1	更改鍍層參照顏色料號對照表.	2004.09.01	JOLLY	JOHNSON

6	TERMINAL	2	C2680,	t=0.5	△Please refer color combination list.
5	SHUNT SPRING	2	C2680,	t=0.3	
4	TIP SPRING	2	C5212,	t=0.4	
3	OUTER CONTACT	2	SPCC,	t=0.4	
2	WASHER	4	POM,	UL-94HB	
1	HOUSING	1	ABS,	UL-94HB	

LTR	PART NAME	QTY	MATERIAL	REMARK
DSND	H.P.LIU	DATE	2000.09.22	NAME PIN JACK CAT. No. HTJ-036-22D - DWN. No. A-03622D
DWN	JOLLY	DATE	2004.09.01	
CHKD	JOHNSON	DATE	2004.09.02	
APVD	JOHNSON	DATE	2004.09.02	
			3RD ANGLE PROJECTION	
			UNIT: mm	
KUNMING ELECTRONICS CO., LTD.				1/1 B

UNLESS OTHERWISE SPECIFIED, TOLERANCE ON DECIMAL:±0.3

ANGES:±5°