1	INITIAL RELEASE		
2			
3			

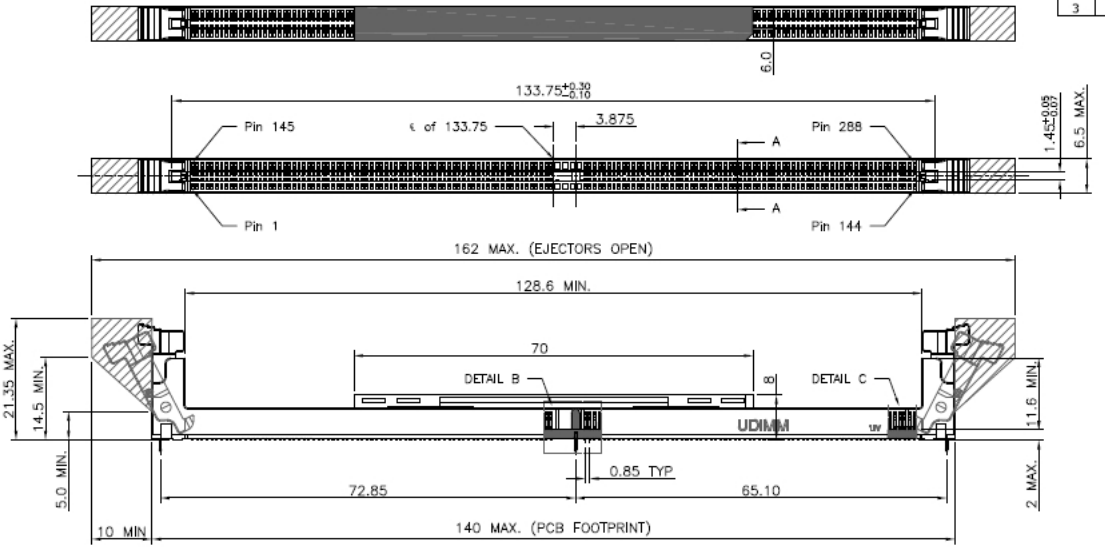

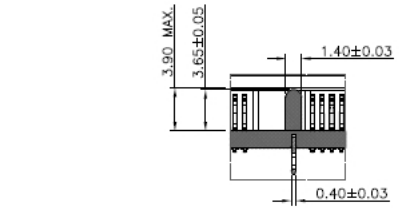

DETAIL B
SCALE 2 : 1

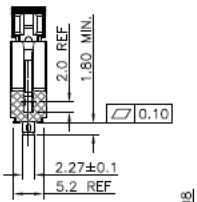

SECTION A : A
SCALE 1 : 1

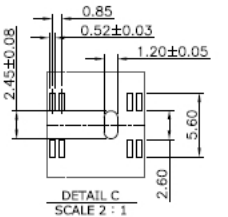

DETAIL C
SCALE 2 : 1

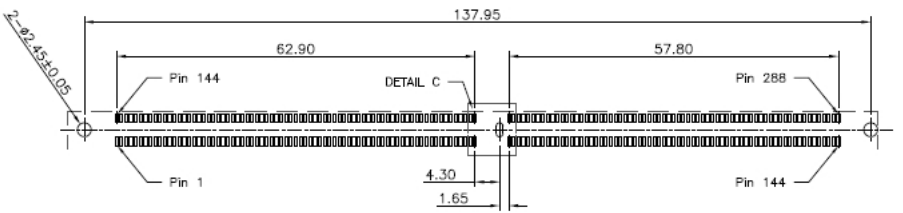

TOP VIEW RECOMMENDED P.C.B LAYOUT
GENERAL TOLERANCE±0.05

NO.	PART NAME	DESCRIPITION
5.	HARPOON	Brass, Sn Plating Overall,Ni Underplating Overall
4.	CONTACT	Copper Alloy, Au Plating on Contact Area, Sn Plating on Solder Tail, Ni Underplating Overall.
3.	CAP	High Temperature Plastic, UL 94V-0
2.	EJECTOR	High Temperature Plastic, UL 94V-0
1.	INSULATOR	High Temperature Plastic, UL 94V-0

DIMESIONS : mm	TOLERANCES UNLESS OTHERWISE SPECIFIED : X. ± 0.30, X.X ± 0.20, X.XX ± 0.10, ANGLES ± 3°		NAME: DDR5-288P 0.85mm Pitch SMT Type (RDIMM/LRDIMM)
SCALE 1 : 1	DWN	20220414	
SHEET 1/3	CHK	20220414	
SIZE A4	APVD	20220414	PRODUCT No. CX4-LDR5R0A-51
CUSTOMER DRAWING			DRAWING No. CE-LOD03