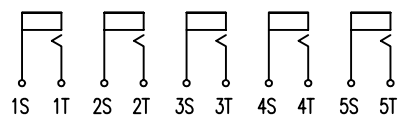
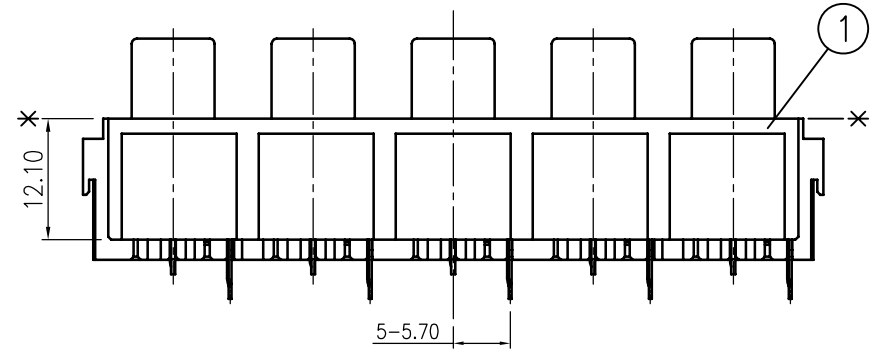
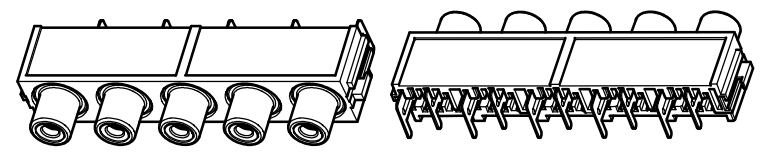


P.C.B Layout Dimension (Tolerance:±0.10)
 (Recommend min.Dimension)(bottom view)
 ----- : Keep Out Area



SCHEMATIC

REVISIONS					
LTR	DESCRIPTION	DATE	REV.	CHKD.	APVD.

5	Washer	5	PBT+GF	UL 94V-0
4	Outer Contact	5	Ferro Alloy	t=0.3
3	Center Contact (1T~5T)	5	Brass	t=0.4
2	Terminal(1S~5S)	5	Brass	t=0.3
1	Housing	1	PBT+GF	UL 94V-0

Please refer color combination list.

LTR	PART NO.	QTY	MATERIAL	REMARK
120~315	±0.5	DWN	Paul Chiang	DATE 2009.07.14
30~120	±0.35	DSND	Paul Chiang	DATE 2009.07.14
6~30	±0.22	CHKD	Jacky	DATE 2009.07.14
BELOW 6	±0.16	APVD	Dick Kuo	DATE 2009.07.14

SCALE	1.25/1
PROJECTION	
CAT. NO.	KM04086BF-__P
UNIT:	mm

DIMENSION	TOLERANCE	KUNMING ELECTRONICS CO.,LTD.	DWN.NO.	1/1
			A-04086BFP	001